

2021

1

[www.sse.com.cn](http://www.sse.com.cn)

2

3

4

5

2021

10

2

"

"

"

"

2021

1

--	--	--	--	--

A

2.2

2021		2,251.02	31.25%	247.94
	128.60%		156.73	140.80%
		2,085.95	14.42%	
		58.4	28.83%	47.5
	43.4	14.86%	309	3.38%
	9.82%			425
				17.16%

2.3

		6,277.05		2,032.83
	1,205,499	17.14%(	1,029,090 )	
	584,165	28.83%(	453,447 )	
	621,334	7.94%(	575,643 )	
			18,194 /	
9.46%	20,095 /			
			24.28%	52.63%

		72%	121,072	87,172
				59,928
		100%	109,490	109,490

Cu

	55%	20,224	11,123
	100%	13,338	13,338
	50.1%	15,690	7,861
		11,086	9,037
		<b>584,165</b>	<b>484,743</b>



Cu

	100%	1,393	1,393
		3,990	3,070
		<b>47,459</b>	<b>38,037</b>

<b>Au</b>			
	100%	139,600	139,600
	70%	53,415	37,390
	61%	46,000	28,060
		32,875	29,791
	<b>271,890</b>	<b>234,841</b>	

--

5 /

	961.82	455.40	126.40
69.65			
718,883	28.15%(	560,964	)
396,443	15.87%(	342,131	)
322,440	47.34%(	218,834	)
37,942			

		11,535.76			
			1.79		
	911,649	13.74%		801,503	
:	602,842		19.90%	502,787	
	308,806		3.38%	298,715	
	425		9.82%(	387 )	
	1,607		12.91%(	1,423 )	
			2,952,731		12.73%
2,619,205			1.57 /	8.11%	1.45 /
		209.08 /		19.53%	

---

100%	172,770	172,770
70%	68,694	48,086

	14,680,534,183	6,321,966,428	132.21	3,996,757,237
	26,072,237,601	14,268,403,423	82.73	10,665,557,013
%	23.97	12.19	11.78	11.38
	0.600	0.250	140.00	0.18
	0.600	0.250	140.00	0.18

### 3.2

	1-3	4-6	7-9	10-12
	47,502,179,195	62,361,182,499	59,112,176,250	56,126,950,648
	4,350,754,739	7,118,853,098	6,971,050,083	6,353,152,572
	3,416,647,580	5,493,853,626	5,622,429,644	5,066,707,502
	2,510,984,311	4,138,044,087	4,653,389,976	4,370,452,217
	2,476,535,355	3,636,064,915	4,376,718,184	4,191,215,729
	5,248,175,316	6,776,880,037	5,789,488,905	8,257,693,343

## 4

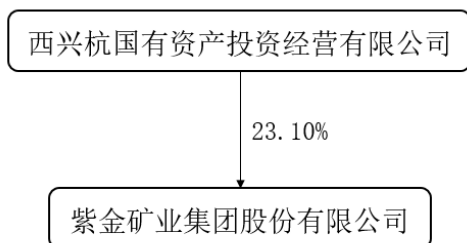
### 4.1

#### 10

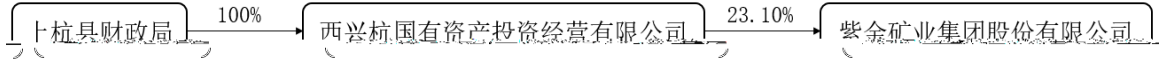
						:	
						829,115	
						630,675	
10							
			(%)				

	0	6,083,517,704	23.10	0		208,484,145	
	3,234,420	5,720,967,580	21.73	0		0	
	775,466,992	1,238,080,493	4.70	0		0	
	-53	691,190,770	2.63	0		0	
2	64,980,817	483,117,154	1.83	0		0	
	212,722,472	290,202,276	1.10	0		0	
	6,499,111	215,000,079	0.82	0		0	
	6,342,875	186,342,875	0.71	0		0	
1	-2,843,032	167,559,099	0.64	0		0	
	44,125,021	141,038,343	0.54	0		0	

#### 4.2



#### 4.3



4.4

10

5

5.1

2021	21 01	188161	2024 6 3	15	3.46
2021	21 02	188162	2026 6 3	5	3.87
2021	21 03	188495	2026 8 3	20	3.10
2019	19 MTN001A	101900302	2022 3 11	15	3.8
2019	19 MTN001B	101900303	2024 3 11	10	4.3
2019	19 MTN002	101900894	2022 7 8	10	3.7
2019	19 MTN003	101901191	2024 8 30	25	3.95
2020	20 MTN001	102000148	2025 2 21	10	3.51
2020	20 MTN002	102000145	2023 2 21	10	3.1
2020	20 MTN003	102002180	2023 11 23	20	4.2
2021	21 MTN001	102101852	2026 9 14	15	3.25
2021	21 GN001	132100045	2024 4 27	3	3.71
2021	21 SCP003	012102567	2022 1 11	5	2.65

2016	2021 3 18
2016	2021 3 18
2016	2021 7 15
2016	2021 7 15
2018	2021 10 17
2021	2021 7 27
2021	2021 9 11

5.2      **2**

	2021	2020	%
%	55.47	59.08	-3.61
EBI TDA	14,680,534,183	6,321,966,428	132.21
	0.30		

2022 4 " " 50 / -  
 MS VK 4 /  
 Bi ndul i  
 " " -  
 JM

2021 51.06% 13 21,695  
 76% 74% 53% 60%  
 51% " "  
 ( ) 30  
 -

" " ESG  
 " " " " ESG A-  
 A 3,584 2021 A50 50 2020 8.2%  
 140% 60 9 0.60 /  
 2020 2021  
 50 " " 2020 " "  
 " " " "

1.2

2+3 2030

"


"

"

"

"

"



0

200

48

2021-2022

10

320


2022

2 2022

---

"

"



"

"

" "

"

— —

"

"

— —

"

"

30

"

"

— —

"

"

— —

"

+

"

— —

"

50'

— —

"

"

"

"

### 1.3

ESG